

# Fluorescent lamp Spectralux®Plus NL-T8 18W/865/G13

## Logistic Data

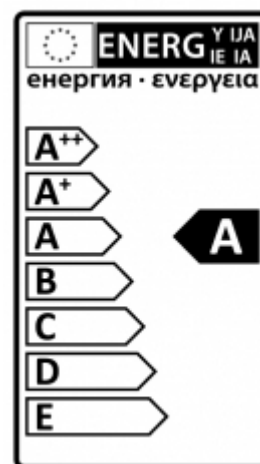
Article No.	31119221
Code	NL-T8 18W/865/G13
Product EAN	4008597192210
Customs tariff no.	85393110
Box quantity (pcs.)	25
EAN Box	4008597492211
Gross weight of box in kg	2.784
Length of box in m	0.64
Width of box in m	0.15
Height of box in m	0.15
Pieces per palette	1575
EAN Palett	4008597692215
ETIM class	EC000108
ETIM class name	Fluorescent lamp

## Electric Parameters

Lamp nominal wattage	18 W
Rated wattage	18.0 W
Nominal current (mA)	370 mA
Compensation capacitor for 50Hz operation	4.5 µF
Energy Consumption kWh/1000h	22,07

## Light Application Parameters

Luminous flux	1300 lm
max. luminous flux at	25 °C
Rated lamp luminous flux	1300 lm
Luminous efficiency of lamp	72.22 lm/W
Radium light colour	daylight
Colour temperature	6500 K
Colour rendering index Ra	80-89
Colour rendering group	80-89 (Klasse 1B)
Mean luminance	1



## Service Life

Mean service life	20000 h
Info about service life	3B50, HF
Lamp survival factor at 2000h	0.99
Lamp survival factor at 4000h	0.99
Lamp survival factor at 6000h	0.99
Lamp survival factor at 8000h	0.99
Lamp survival factor at 12000h	0.90
Lumen maintenance at 2000h	0.95
Lumen maintenance at 4000h	0.92
Lumen maintenance at 6000h	0.91
Lumen maintenance at 8000h	0.90
Lumen maintenance at 12000h	0.89
Operation mode for LLMF/LSF	50 Hz

## Specification

Diameter max.	26 mm
Length max.	590 mm
dimnable	ja
Energylabel from 2013	A
Suitable for indoors	Yes
Mercury content	2.5 mg
Base	G13
Lamp shape	Tube, two bases
Colour	other

## Notes on Operation

Starter / Ignitor	Starter; ECG
Ignition assured down to about (°C)	-20
Operation with ECG	+
Serial connection possible	+

## Miscellaneous

EU Directive	TIM
ILCOS name	FD-18/865-E-G13-26
LBS name	T26 18W/865 G13


### Notes:

Triphosphor fluorescent lamp Spectralux® Plus

Please, refer to [www.radium.de/recycling](http://www.radium.de/recycling) for notes on disposal of burned-out lamps as well as lamp breakage. The field 'info about service life' contains the frame conditions according to standards based on which the specific service life has been determined. So, for example, "12B50, 50Hz" means that the mean service life (B50) has been determined with a 12h switching cycle at mains (frequency 50Hz), "3B50, HF" is based on a 3h switching cycle at electronic control gear (high frequency).

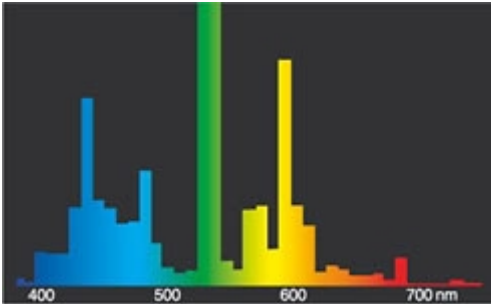
## Notes

## Base

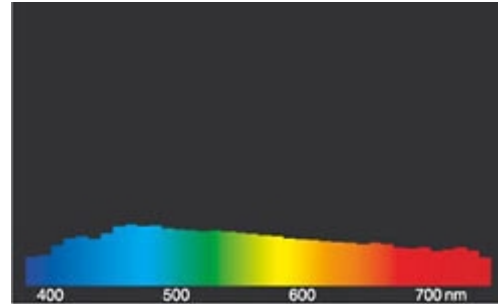


G13  
IEC/EN 60061-1  
sheet 7004-51-8

## Spectrum

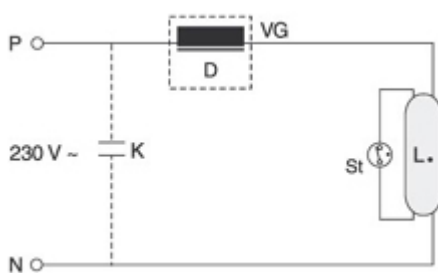


light colour 865 Spectralux® daylight (11)



daylight(D 65)

## Circuit diagram(s)



One-lampe circuit inductive

Key:

D = choke

L. = lamp

St = starter

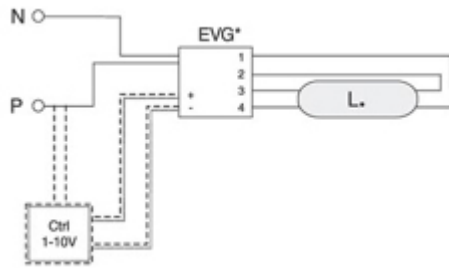
VG = electromagnetic ballast (KVG/VVG)

P = phase

N = zero potential

K = p. f. correction capacitor

The required control gear (here starter and ballast) for the lamp's operation is usually mounted in the suitable luminaire in an appropriate electric circuit. Changes of any kind are to be conducted by qualified and specialised staff, only. Thus, this circuit example is to be understood merely as a technical background information for interested users.



One-lampe circuit with electronic ballast

Key:

VG = ballast electronic (ECG)

P = phase

N = zero potential

Ctrl = Controller, dimmer

The required control gear (here electronic ballast) for the lamp's operation is usually mounted in the suitable luminaire in an appropriate electric circuit. Changes of any kind are to be conducted by qualified and specialised staff, only. Thus, this circuit example is to be understood merely as a technical background information for interested users.

Circuit with multi electronic ballast

Key:

VG = ballast electronic (ECG)

P = phase

N = zero potential

Ctrl = Controller, dimmer

The required control gear (here electronic ballast) for the lamp's operation is usually mounted in the suitable luminaire in an appropriate electric circuit. Changes of any kind are to be conducted by qualified and specialised staff, only. Thus, this circuit example is to be understood merely as a technical background information for interested users.

Serious connection with conventional (low loss) ballast

Key:

D = choke

L. = lamp

St = starter

VG = ballast electromagnetic (KVG/VVG)

P = phase

N = zero potential

K = p. f. correction capacitor

The required control gear (here starter and ballast) for the lamp's operation is usually mounted in the suitable luminaire in an appropriate electric circuit. Changes of any kind are to be conducted by qualified and specialised staff, only. Thus, this circuit example is to be understood merely as a technical background information for interested users.

Three phase current connection

Key:

D = choke

L. = lamp

St = starter

VG = ballast electromagnetic (KVG/VVG)

P = phase

N = zero potential

K = p. f. correction capacitor

The required control gear (here starter and ballast) for the lamp's operation is usually mounted in the suitable luminaire in an appropriate electric circuit. Changes of any kind are to be conducted by qualified and specialised staff, only. Thus, this circuit example is to be understood merely as a technical background information for interested users.

## Special features



Please, dump as special waste, **no ordinary household waste!**

## General notes

The technical design data in accordance with DIN and IEC. The producer does not take any responsibility for damage to persons or property in case of unsuitable operation or handling of the product. Operating data and dimensions are valid within the usual tolerances. Related lamp types (different bases, mains voltages) may be available on request. Sale and delivery are effected in accordance with the Radium Terms of Delivery and Payment valid on the day of conclusion of contract. Packing units offer economical advantages to the purchase and logistic department. Please match your quantity volume accordingly. For orders of a minimum quantity (clefts) with a lamp model the amount lower than the volume of each packaging unit, we will invoice 10 % additional charge per lamp type. Technical changes and terms of delivery are reserved. Manipulation of any kind to packaging or product is not permissible as this will violate Radium brand rights. Furthermore, technical properties of the product can change to its disadvantage or even destruction. Therefore, Radium cannot be responsible for consequential damages.

® = Registered trademark

Subject to change without notice. Errors and omissions excepted.

All technical data without guarantee.