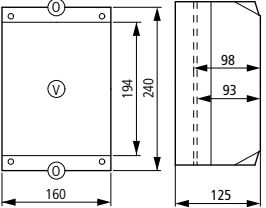
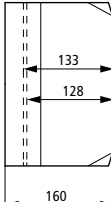
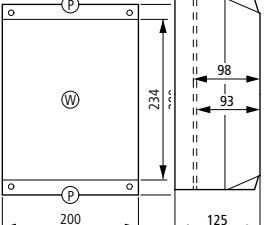
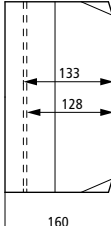


Dimensions	Enclosure depth: Dimensions from top: 1. Mounting depth for mounting plate 2. Mounting depth for mounting rail 7.5 mm height 3. Enclosure depth	Mounting depth		Features	Part no. Article no.	Price See price list	Std. pack
		For mounting plate	For 7.5 mm mounting rail				
mm	mm	mm	mm				
CI-K basic enclosures							
<ul style="list-style-type: none"> Protection type IP65 (exception: CI-K2-80-A), material characteristic glass-fibre reinforced polycarbonate Enclosure base RAL 9005, black/enclosure top only RAL 7035, light grey Metric cable entry knockouts top, bottom and in the back plate Push-through cable membrane with CI-K1 and CI-K2 Hard metric knockouts with CI-K1H and CI-K2H Hard metric knockouts with CI-K3 to CI-K5 Control cable entry with CI-K2 Indicator light L- can be mounted in base knock out M20/M25 							
		–	93	With mounting rail	CI-K4-125-TS 206886		1 off
		98	–	With mounting plate	CI-K4-125-M 206897		1 off
		–	128	With mounting rail	CI-K4-160-TS 206890		1 off
		133	–	With mounting plate	CI-K4-160-M 206898		1 off
		–	93	With mounting rail (Weight of fitted components max. 0.65 kg)	CI-K5-125-TS 206891		1 off
		98	–	With mounting plate (weight of fitted components max. 1.7 kg)	CI-K5-125-M 206899		1 off
		–	128	With mounting rail (Weight of fitted components max. 0.65 kg)	CI-K5-160-TS 206892		1 off
		133	–	With mounting plate (weight of fitted components max. 1.7 kg)	CI-K5-160-M 206900		1 off
Customised cutouts and laser inscriptions							
<ul style="list-style-type: none"> Only with operator only The necessary data (laser data, symbols, text and their respective positions) as well as the position of the cutouts must be provided as a DXF file. 							
					CI-K1-COMBINATION-* 102060		1 off
					CI-K2-COMBINATION-* 102061		1 off
					CI-K3-COMBINATION-* 102062		1 off
					CI-K4-COMBINATION-* 102063		1 off
					CI-K5-COMBINATION-* 102064		1 off

Notes

Number and size of cable entries → Page 20/95

